

Design a Typeface

Your assignment is to create a font that conveys an aspect of your personality or describes something you enjoy. Pay attention to every curve and how the different letters work together to create an overall style. **Consistency of style** is very important.

Goals: By the end of this assignment you should be able to:

Elements of Art

Create a font that conveys an idea.

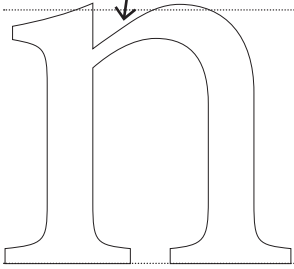
Principles of Design:

1.1.7 Demonstrate pattern (repeating shapes, colors, and/or lines)

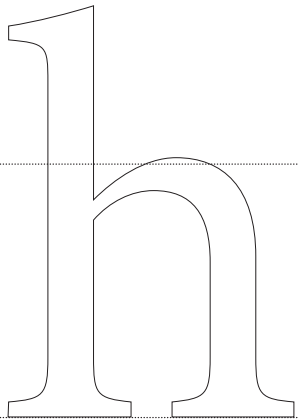
First, design the letter **n**, because the shape and style of the letter **n** will determine the letters **m**, **u**, and **h**.

*After practicing on another sheet of paper, create three tightly rendered sketches of the letter **n** below*

This is just a sample to show you the size. Your design should be original.

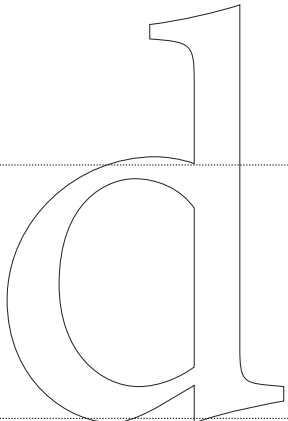


*Now sketch the letter **m**, **u**, and **h** below*

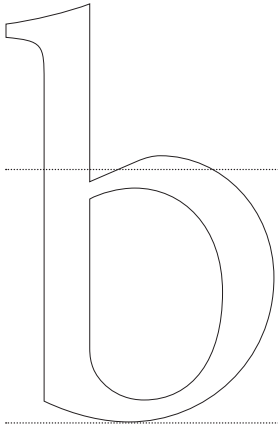


Next, design the letter **d**, because the shape and style of the letter **d** will determine the letters **b**, **p**, and **q**.

*After practicing on another sheet of paper, create three tightly rendered sketches of the letter **d** below. Remember to maintain the style that you established in the letter **n**.*

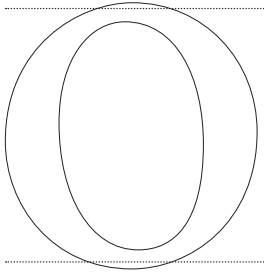


Now sketch the letter **b**, **p**, and **q** below

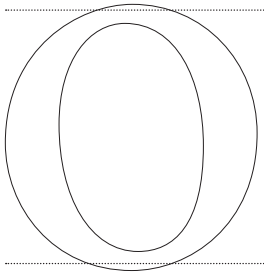


Are you ready for the letter **o**? What letter shapes are determined by the letter **o**?

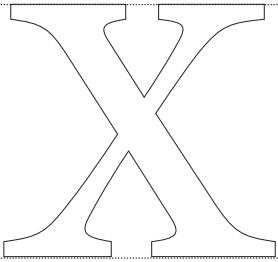
After practicing on another sheet of paper, create three tightly rendered sketches of the letter **o** below



Sketch the letters whose shapes are associated with the letter **O**: c, e, G, C

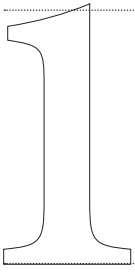


Sketch the letters that normally have diagonal lines: x, v, w, k, z






Sketch the letters that normally have straight lines: i, l, f,



Finally, sketch the letters that don't fit any category: a, g, r, s



Sketch the following pangram using CAPITAL letters: FROWZY THINGS PLUMB VEX'D JACK Q

Blank handwriting lines for practicing the pangram.

Blank handwriting lines for practicing the pangram.

Blank handwriting lines for practicing the pangram.

